



# Feedback Session: 2021-22



- Student Satisfaction Survey
- Teaching Learning
- Parent's feedback of college
- Alumni feedback college



## **DAV POST GRADUATE COLLEGE**

**(An Institution for Higher Education & Research)**

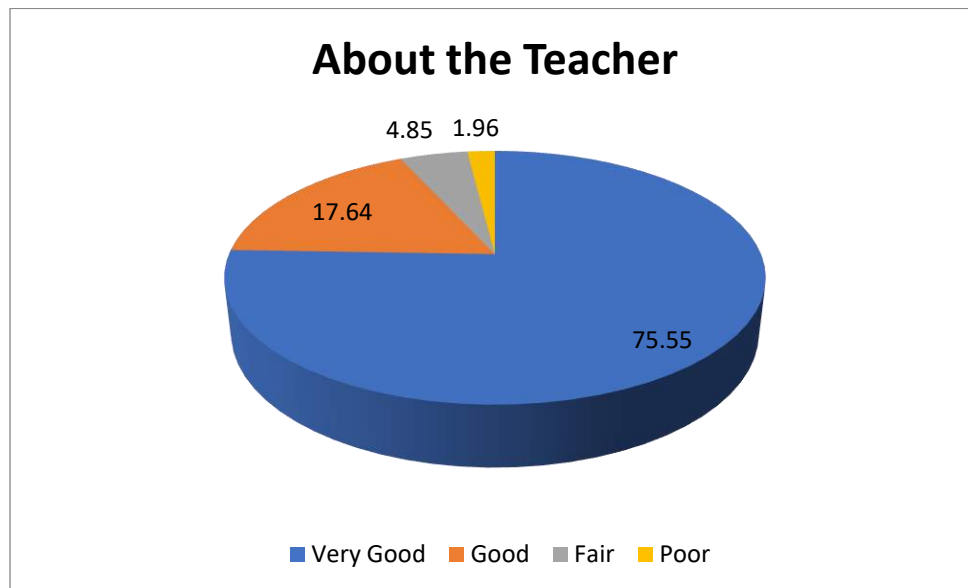
*(Admitted to the Privileges of Banaras Hindu University)*

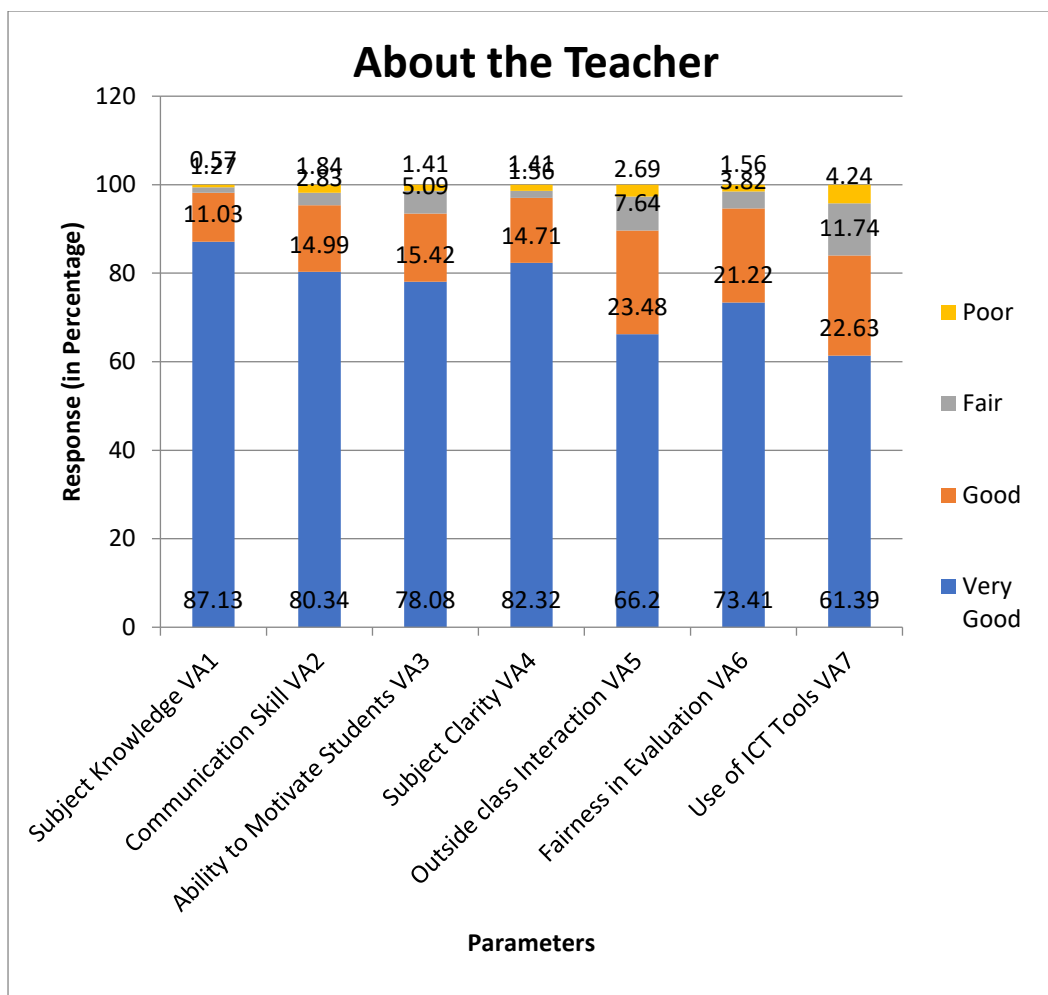
**NARHARPURA, AUSANGANJ, VARANASI (U.P.) INDIA - 221001**

# Student Satisfaction Survey

## ABOUT THE TEACHER

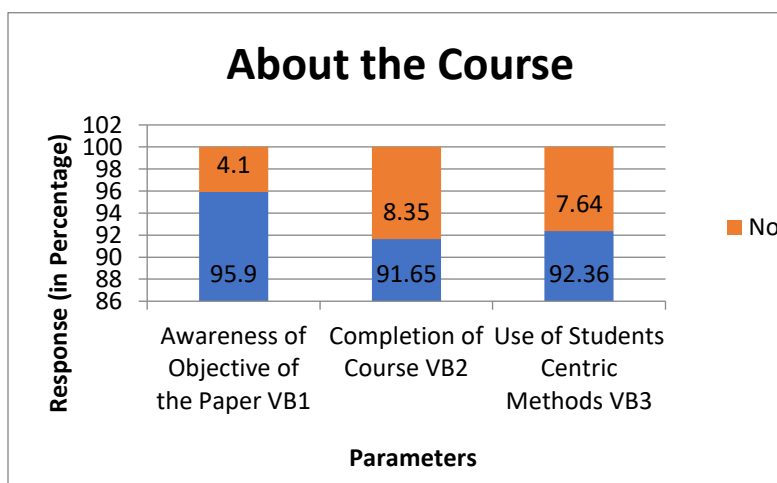
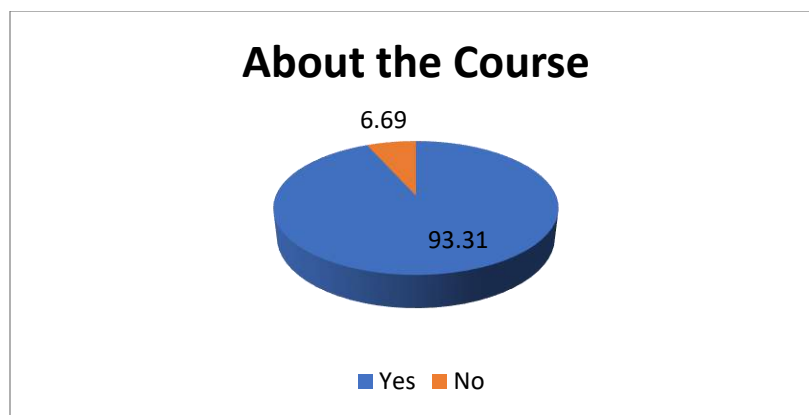
S.No.	Parameters	Response (in Percentage)			
		Very Good	Good	Fair	Poor
A.	<b>About the Teacher</b>	<b>75.55</b>	<b>17.64</b>	<b>4.85</b>	<b>1.96</b>
1	Subject Knowledge VA1	87.13	11.03	1.27	0.57
2	Communication Skill VA2	80.34	14.99	2.83	1.84
3	Ability to Motivate Students VA3	78.08	15.42	5.09	1.41
4	Subject Clarity VA4	82.32	14.71	1.56	1.41
5	Outside class Interaction VA5	66.20	23.48	7.64	2.69
6	Fairness in Evaluation VA6	73.41	21.22	3.82	1.56
7	Use of ICT Tools VA7	61.39	22.63	11.74	4.24





## ABOUT THE COURSE

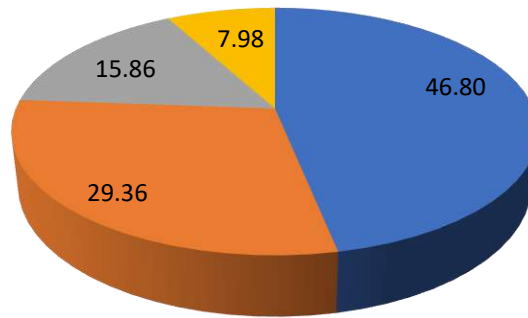
S.No.	Parameters	Response (in Percentages)	
		Yes	No
B.	<b>About the Course</b>	<b>93.31</b>	<b>6.69</b>
1	Awareness of Objective of the Paper VB1	95.90	4.10
2	Completion of Course VB2	91.65	8.35
3	Use of Students Centric Methods VB3	92.36	7.64



## ABOUT THE INSTITUTION

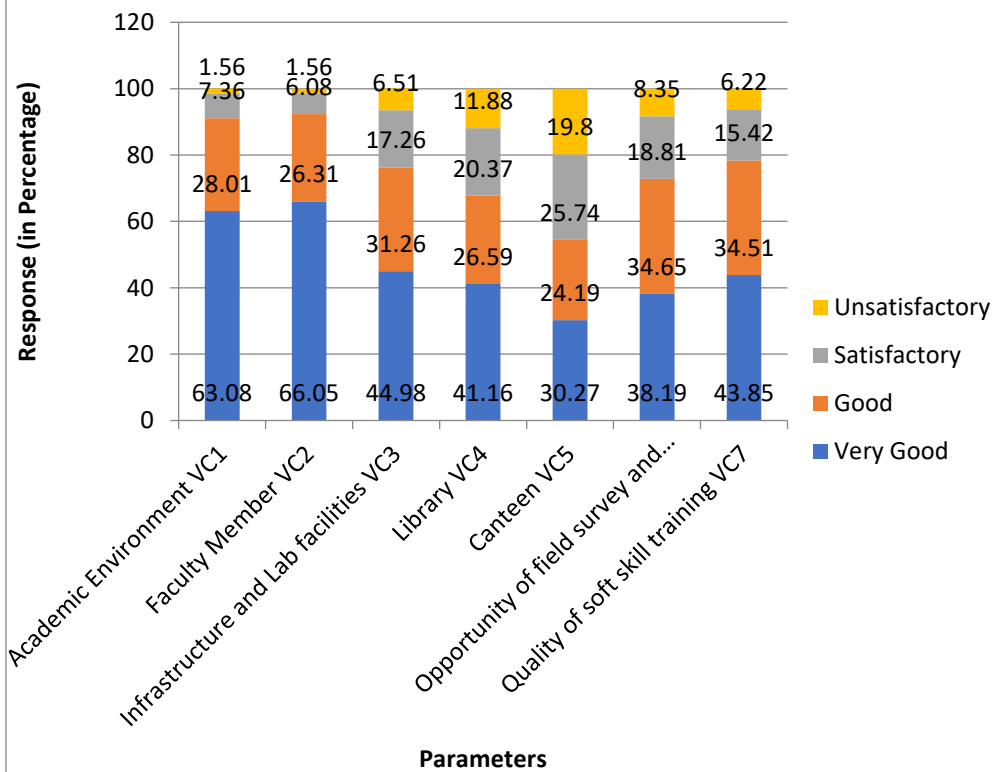
S. No.	Parameters	Response (in Percentages)			
		Very Good	Good	Satisfactory	Unsatisfactory
C.	<b>About the Institution</b>	<b>46.80</b>	<b>29.36</b>	<b>15.86</b>	<b>7.98</b>
1	Academic Environment VC1	63.08	28.01	7.36	1.56
2	Faculty Member VC2	66.05	26.31	6.08	1.56
3	Infrastructure and Lab facilities VC3	44.98	31.26	17.26	6.51
4	Library VC4	41.16	26.59	20.37	11.88
5	Canteen VC5	30.27	24.19	25.74	19.80
6	Opportunity of field survey and extension activities VC6	38.19	34.65	18.81	8.35
7	Quality of soft skill training VC7	43.85	34.51	15.42	6.22

## About the Institution



Very Good Good Satisfactory Unsatisfactory

## About the Institution



## COMMENTS

The Student Satisfaction Survey (SSS) was conducted for the session 2021-22. The data for various departments have been collected and compiled into the faculties which were finally merged for the college. As shown in the above tables and graphs, the following conclusions are drawn-

### **About the Teacher**

- 87.13 percent students agreed that the teachers are well versed with their respective subject knowledge and 80.34 percent voted that the communication skill of the teachers is very good. 78.08 percent students agreed that teachers have very fine ability to motivate students towards improvement. Further, 82.32 percent students opined that the teachers have the subject clarity of the paper they taught and were also very happy with outside class interaction with the faculty. Moreover, 73.41 percent students appreciated the fairness in evaluation process of the teachers.

### **About the Course**

- 95.90 percent students believed that the faculty is well aware of the objectives of the paper taught. 91.65 percent of the students agreed that the courses in all the programs running in the college are duly completed within the stipulated time and 92.36 percent students highly appreciated the teaching methods which are used by the faculties while delivery of curriculum.

### **About the Institution**

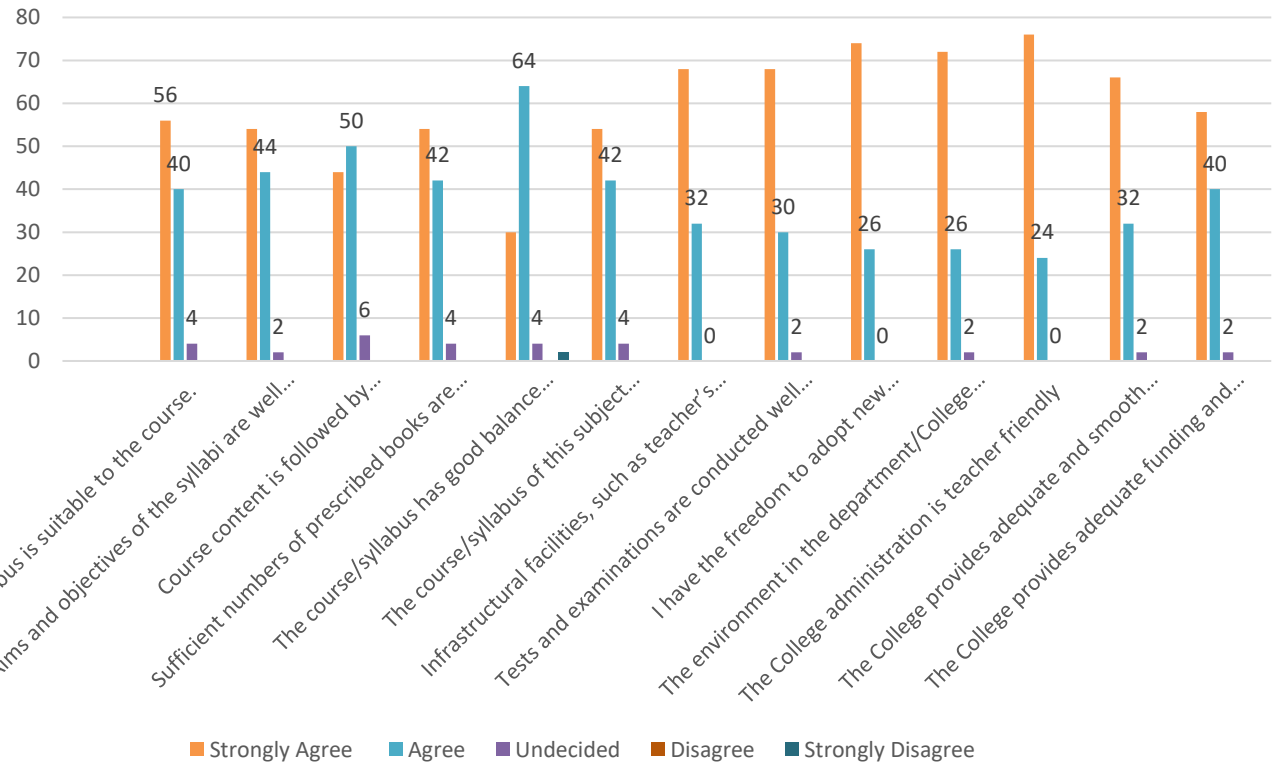
- The academic environment of the college is considered very good by 63.08 percent of the students. Around 66 percent of the students were of the view that the faculty member of the institution is very good. The infrastructure and lab facilities were also appreciated by the students. The institution also provides opportunities of field survey and extension activities as well as soft skill training to students which were also acknowledged. Although approximately 12 percent of the students were not satisfied with library facility and 20 percent of students were not satisfy with the Canteen Facility.

# TEACHING LEARNING

## Analysis of Feedback

S.No.	Parameters	Response (In Percentage)				
		Strongly Agree	Agree	Undecided	Disagree	Strongly Disagree
V1	Syllabus is suitable to the course.	56.0	40.0	4.0	00	00
V2	Aims and objectives of the syllabi are well defined and clear to teachers and students.	54.0	44.0	2.0	00	00
V3	Course content is followed by corresponding reference materials.	44.0	50.0	6.0	00	00
V4	Sufficient numbers of prescribed books are available in the library.	54.0	42.0	4.0	00	00
V5	The course/syllabus has good balance between theory and application	30.0	64.0	4.0	00	2.0
V6	The course/syllabus of this subject increased my knowledge and perspective in the subject area	54.0	42.0	4.0	00	00
V7	Infrastructural facilities, such as teacher's rooms, class rooms, reading rooms and toilets are available in the College.	68.0	32.0	00	00	00
V8	Tests and examinations are conducted well in time with proper coverage of all units in the syllabus.	68.0	30.0	2.0	00	00
V9	I have the freedom to adopt new techniques/strategies of teaching such as seminar presentations, group discussions and learners' participations.	74.0	26.0	00	00	00
V10	The environment in the department/College is conducive to teaching and research.	72.0	26.0	2.0	00	00
V11	The College administration is teacher friendly	76.0	24.0	00	00	00
V12	The College provides adequate and smooth support for projects and research facilities.	66.0	32.0	2.0	00	00
V13	The College provides adequate funding and support to faculty members for upgrading their skills and qualifications.	58.0	40.0	2.0	00	00
V14	Provisions for professional development are non-discriminatory and fair.	66.0	32.0	2.0	00	00

### Teachers Feedback Analysis





## COMMENTS

The faculty feedback for the year 2021-22 collected data on fourteen (14) parameters. On subsequent data analysis, the following points were highlighted :

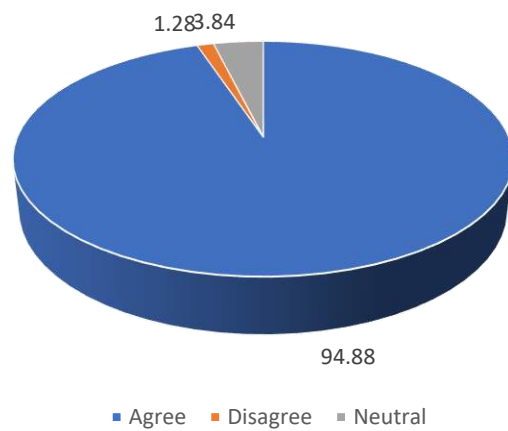
- (1) The majority of the responses fall in the 'Strongly Agree' & 'Agree' category.
- (2) The 'Strongly Agree' response has the highest percentage for twelve variables out of the fourteen variables
- (3) The 'Agree' response has the highest percentage for two variables out of the fourteen variables
- (4) The highest response of 'Strongly Agree' is obtained for the variable 'The College administration is teacher friendly' followed by 'I have the freedom to adopt new techniques/strategies of teaching' & 'The environment in the department/College is conducive to teaching and research' respectively.

# Parent's Feedback

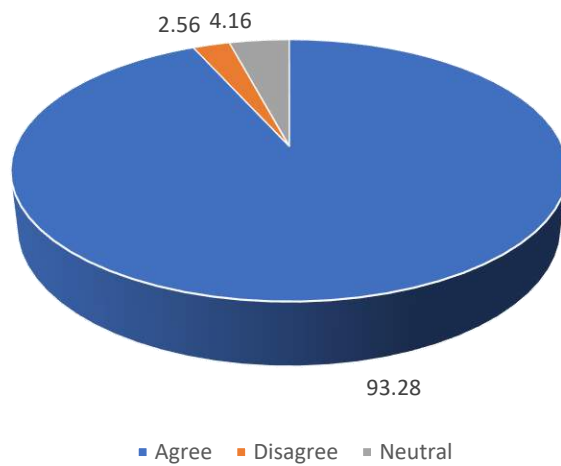
## ANALYSIS OF FEEDBACK

S. No.	Parameters	Response (in Percentage)		
		Agree	Disagree	Neutral
V1	Your ward studying in the College is a matter of pride for you	94.88	1.28	3.84
V2	Knowledge base of your ward is improving	93.28	2.56	4.16
V3	The atmosphere in the college is conducive for learning	91.2	4.32	4.48
V4	Hostel availability and facilities are satisfactory	82.72	9.12	8.16
V5	College's website is informative and regularly updated	36	52	12
V6	The College administration is cooperative	84.8	8.32	6.88
V7	Direct Communication with Principal is easy	72	15.52	12.48
V8	The college is a secured campus for your ward	92	3.68	4.32

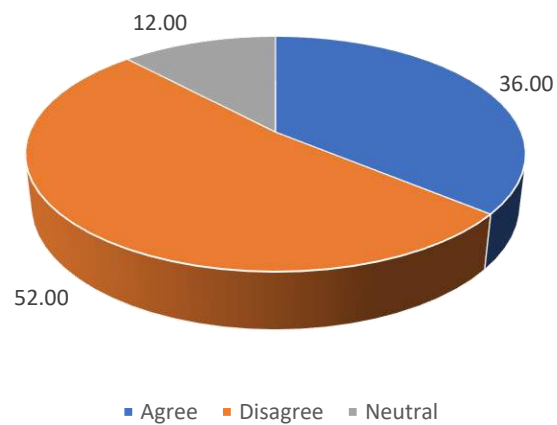
Your ward studying in the College is a matter of pride for you



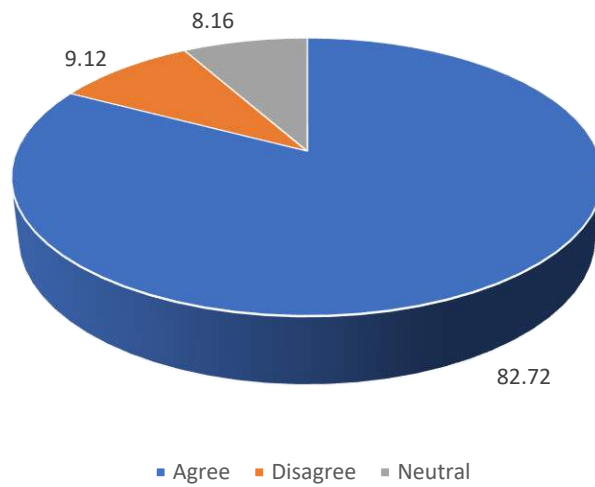
Knowledge base of your ward is improving



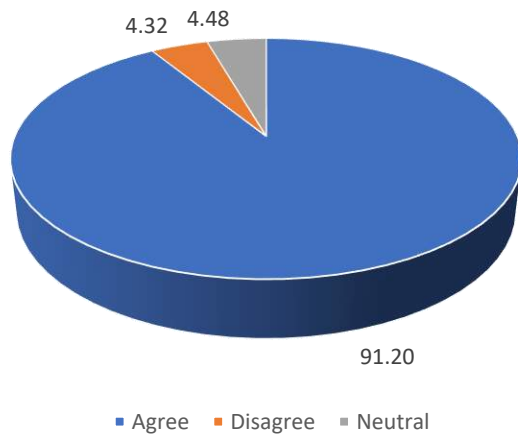
College's website is informative and regularly updated



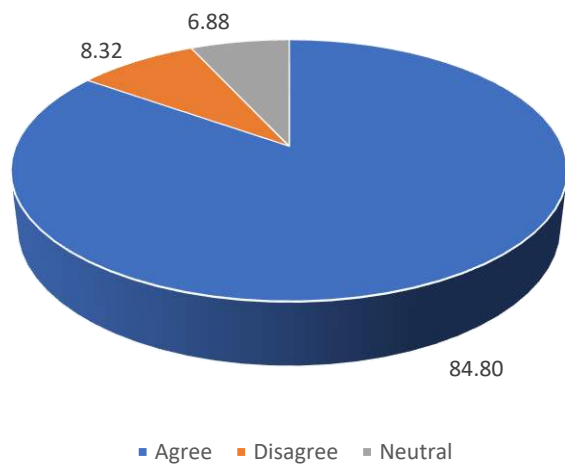
### Hostel availability and facilities are satisfactory



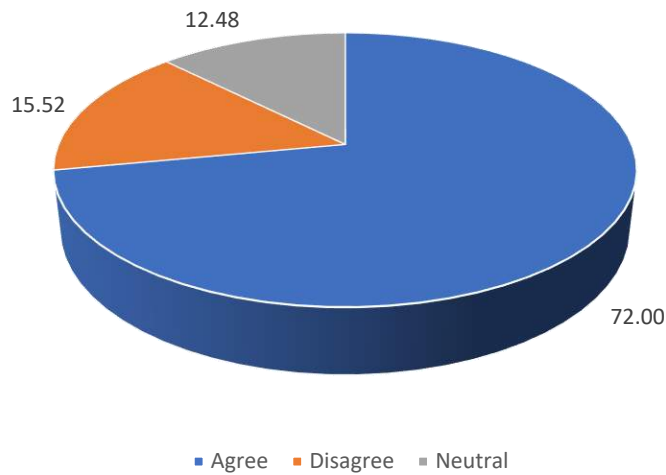
### The atmosphere in the college is conducive for learning



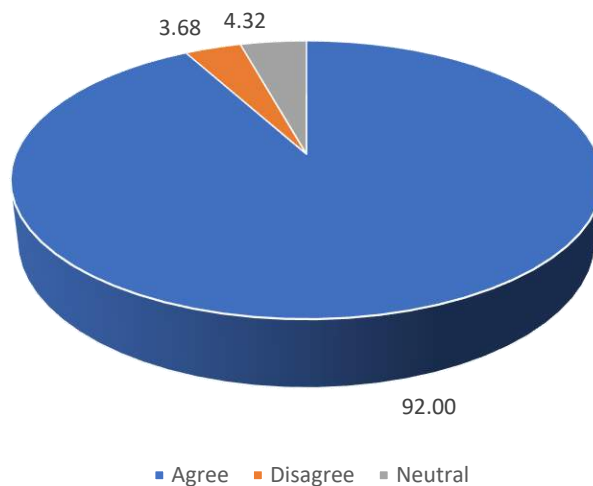
### The College administration is cooperative



Direct Communication with Principal is easy



The college is a secured campus for your ward



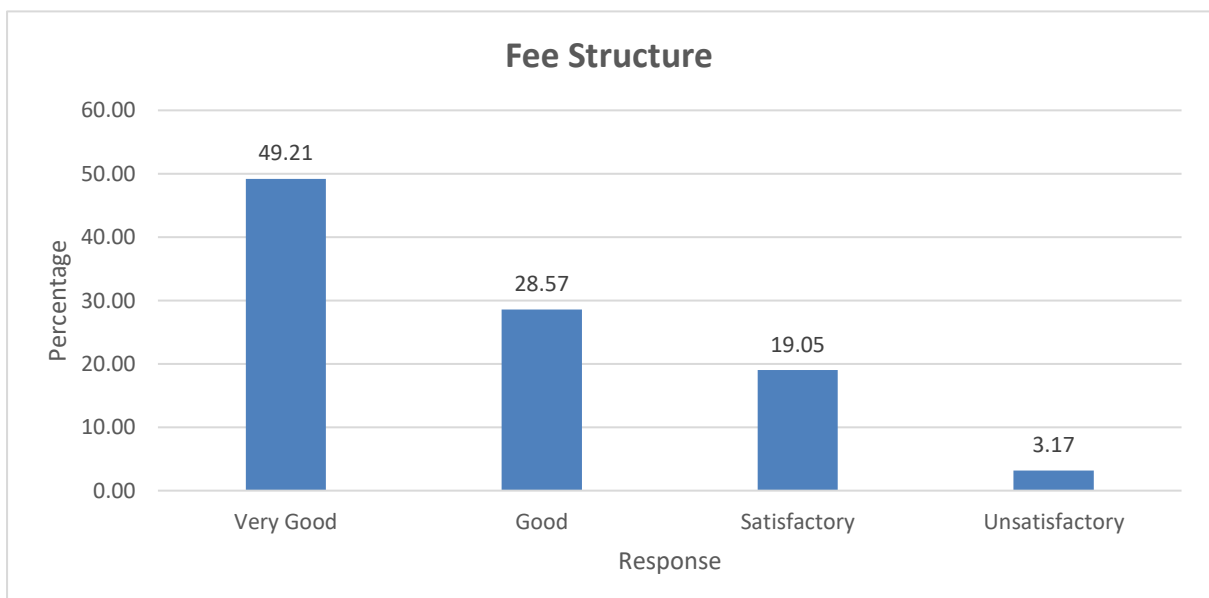
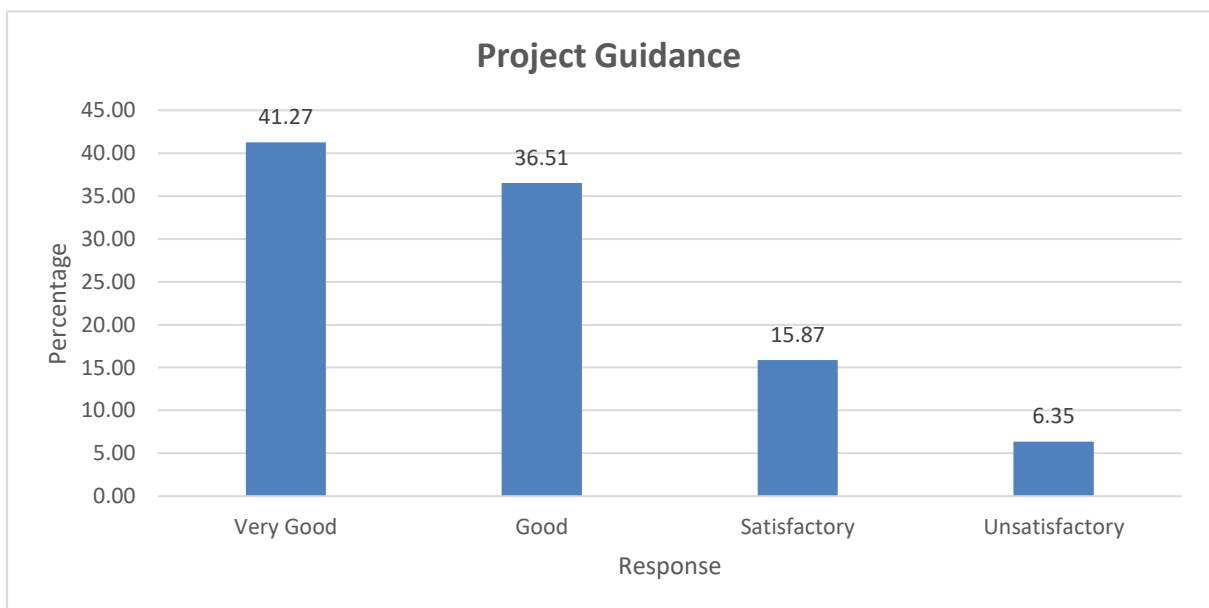
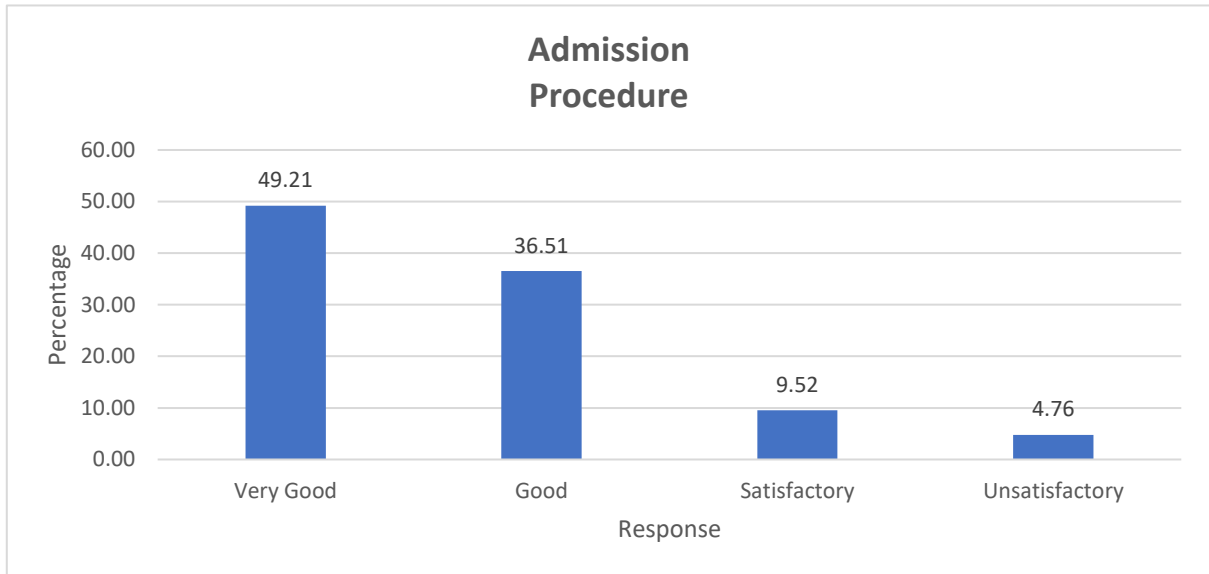
The parents feedback data is collected for eight variables.

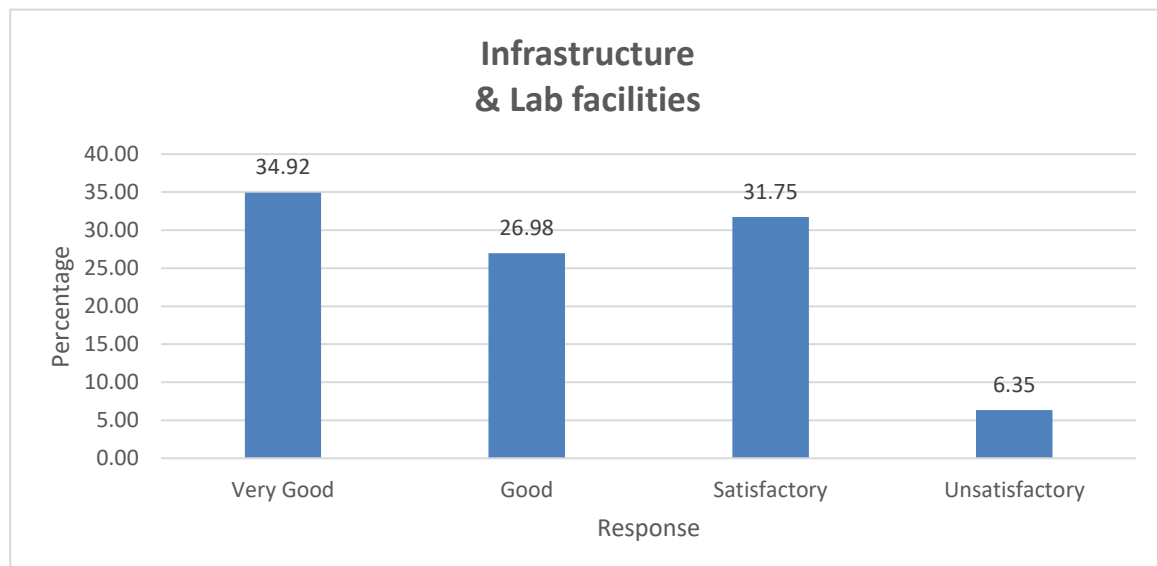
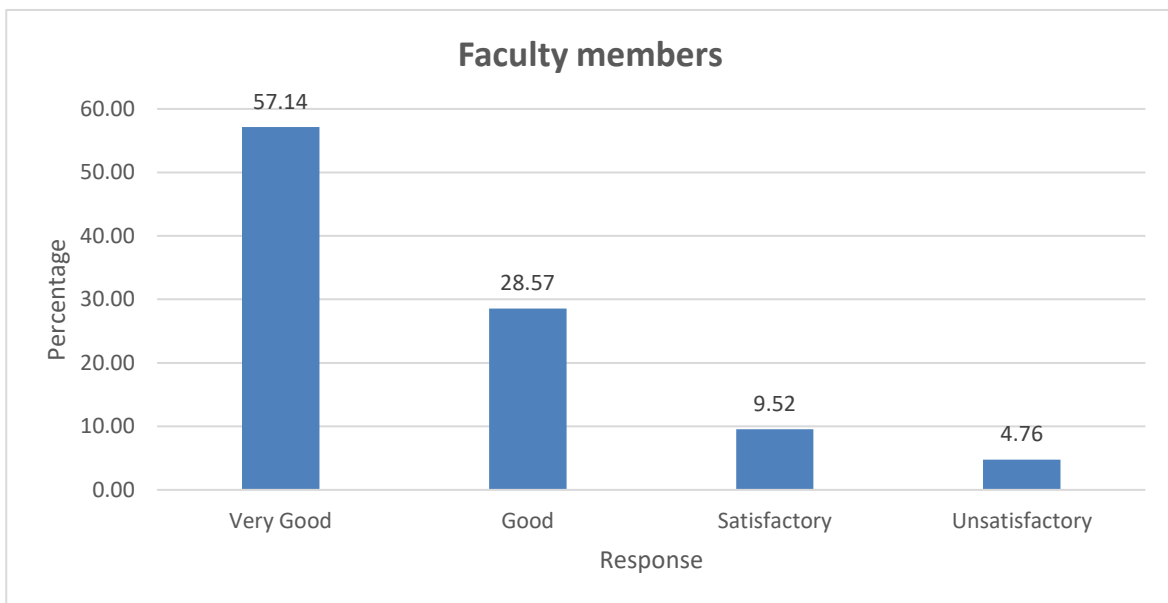
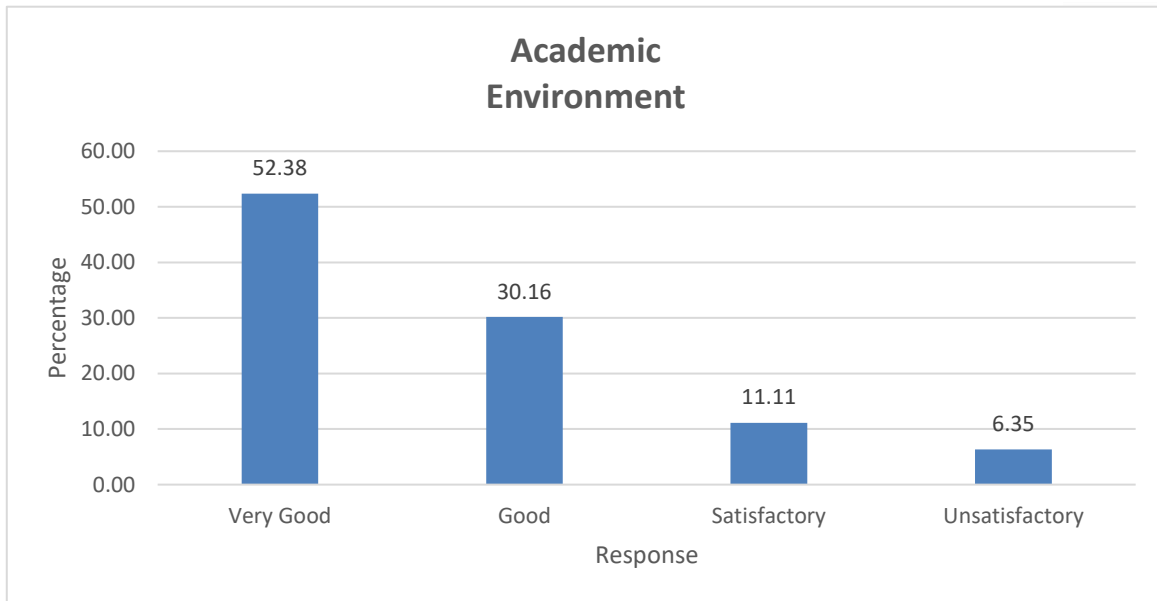
1. In seven out of eight variables response 'Agree' has been given maximum percentage.
2. The variable 'Your ward studying in the College is a matter of pride for you' has the highest percentage response of 94.88% in the 'Agree' category. It is followed by variables 'Knowledge base of your ward is improving' & 'The college is a secured campus for your ward' respectively.
3. The college website is informative and regularly updated has disagree by 52% parents.

# ALUMNI FEEDBACK

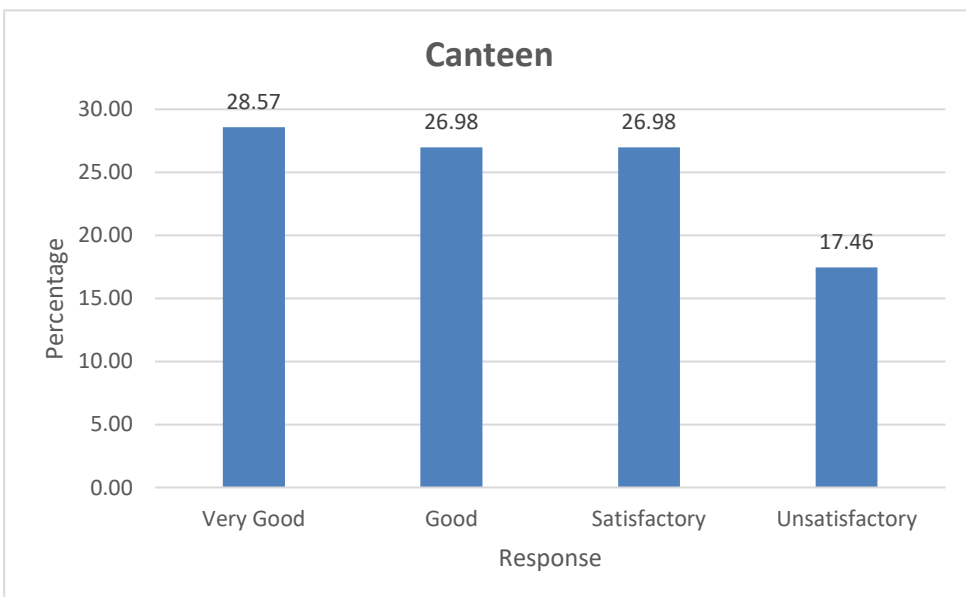
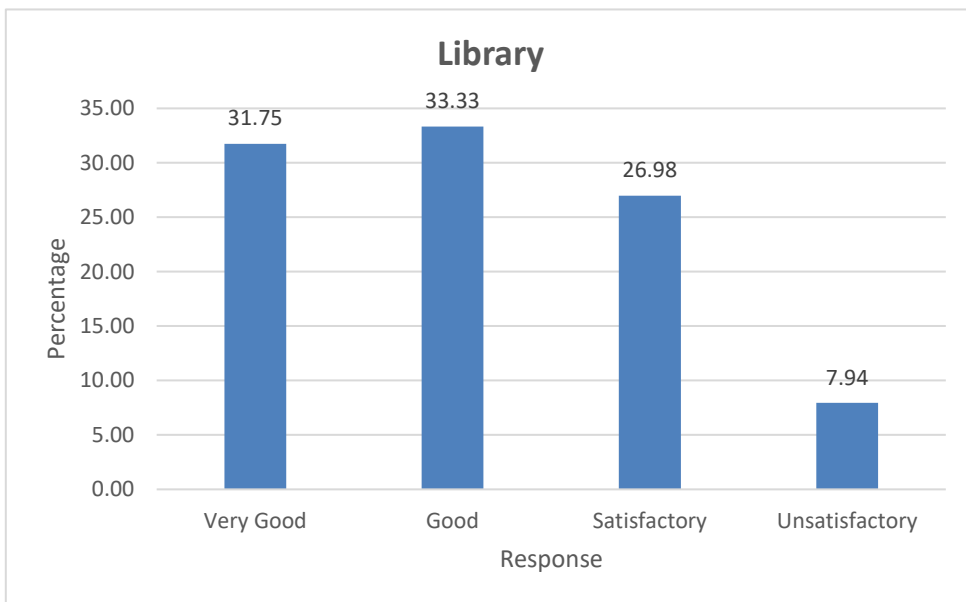
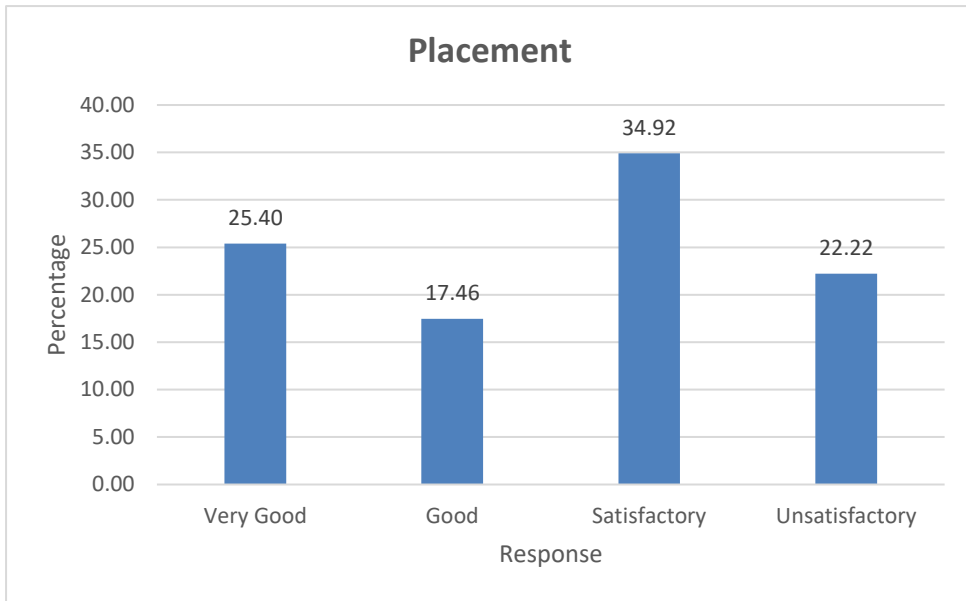
	Parameters	Response (in Percentage)			
		Very Good	Good	Satisfactory	Unsatisfactory
V1	Admission Procedure	49.21	36.51	9.52	4.76
V2	Fee Structure	49.21	28.57	19.05	3.17
V3	Academic Environment	52.38	30.16	11.11	6.35
V4	Infrastructure & Lab facilities	34.92	26.98	31.75	6.35
V5	Faculty Members	57.14	28.57	9.52	4.76
V6	Project Guidance	41.27	36.51	15.87	6.35
V7	Placement	25.40	17.46	34.92	22.22
V8	Library	31.75	33.33	26.98	7.94
V9	Canteen	28.57	26.98	26.98	17.46
V10	Hostel Facilities	15.87	12.70	36.51	34.92
V11	Overall Rating of the College	44.44	33.33	17.46	4.76

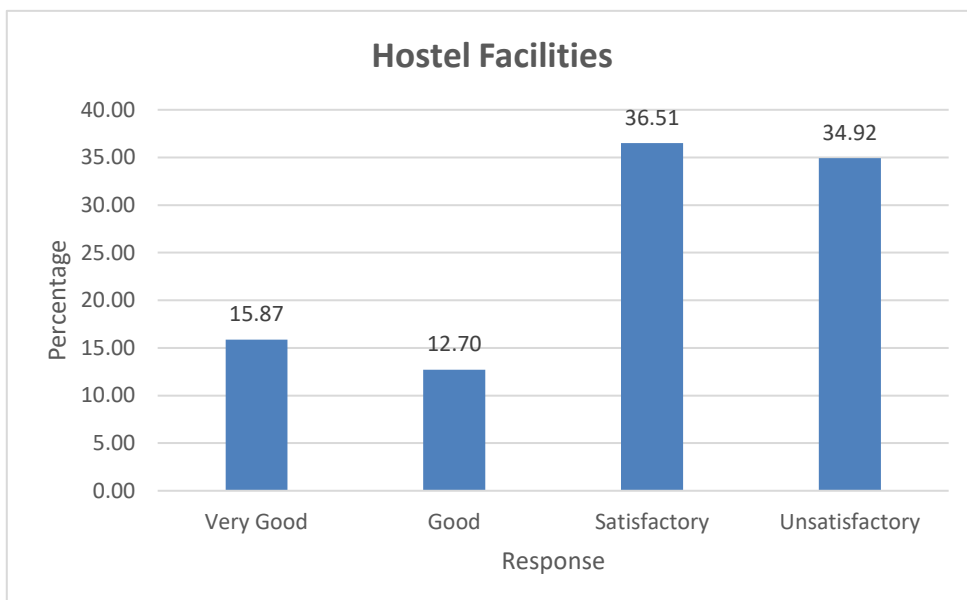
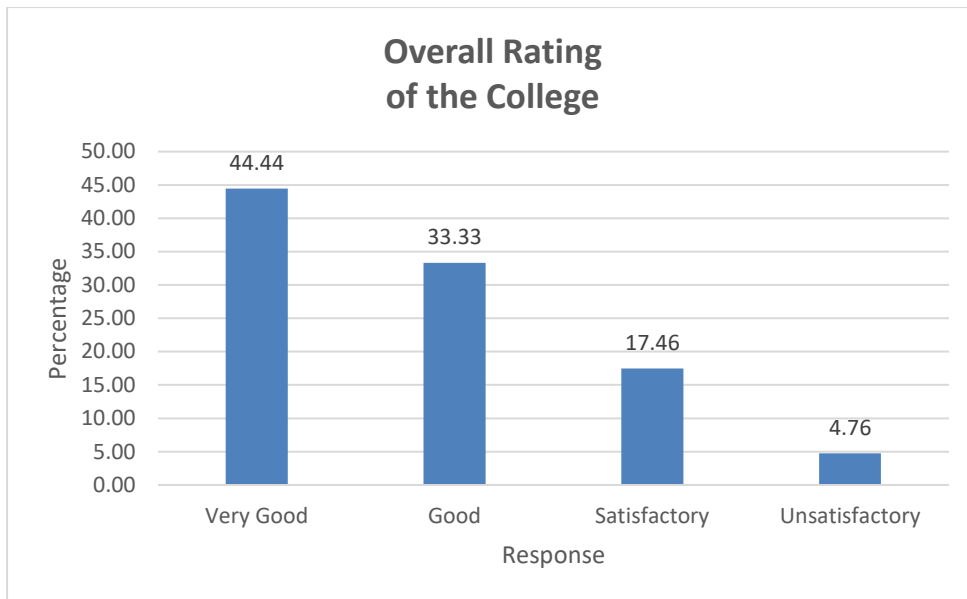
## ANALYSIS OF FEEDBACK











The alumni feedback for the year 2021-22 collected data on Eleven (11) parameters. On subsequent data analysis the following points were highlighted :

1. The majority of the responses fall in the 'Very Good & 'Good' category.
2. The 'Very Good' response has the highest percentage for eight variables out of the eleven variables
3. The 'Good' response has the highest percentage for one variable (Library) out of the eleven variables
4. Approximate 22 percent of students express their dissatisfaction with 'Placement' whereas 35 percent of students shown their dissatisfaction with the 'Hostel Facilities'

\* \* \*